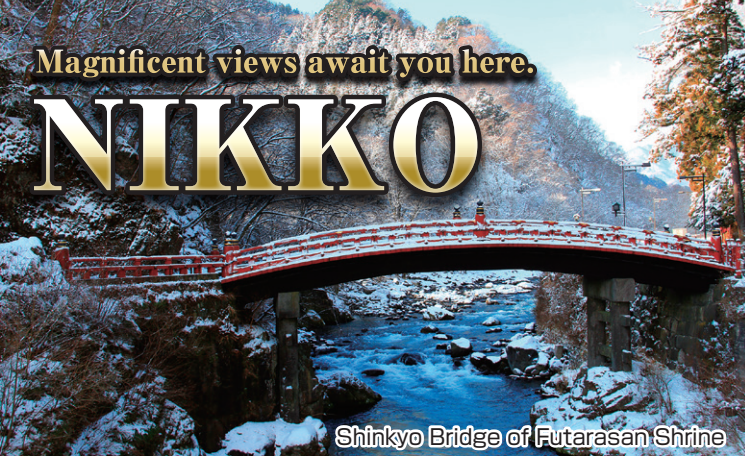


Magnificent views await you here.

# NIKKO



Shinkyo Bridge of Futarasan Shrine



Toshogu Shrine



Sanbutsudo of Rinnoji Temple

TOBU Group  
2019~2020 Winter  
TOBU BUS NIKKO  
東武バス日光



## Tobu Bus: How to Take Buses (Nikko) Tobu Bus Nikko CO., LTD. Nikko Business Office

### Pay in Cash

Please prepare coins. You can only change coins or 1,000 yen bills on the bus.

#### When getting on the bus



#### Fare table

Fare	Boarding ticket No.
200	6
150	7

#### Take a boarding ticket

Please take 1 boarding ticket per person when getting on. Keep this ticket until you get off the bus, as it is to confirm from which stop you took the bus, and has to be put into the fare box with the fare when getting off. ※There are no boarding tickets at the first bus stop.

#### How to see the fare table

Please check the fare on the fare table at the front of the bus. It shows the fare for getting off at the next bus stop.

#### Monitor on the bus



Next bus stop name  
Next bus stop No.

#### How to see the Monitor on the bus

Each bus stop of Tobu Bus Nikko has a number. Please check the bus stop No. to get off on the monitor on the bus.

#### When the bus stop to get off is announced (shown)

#### Press the button



The buttons are at the front of the bus. Please press the button when the bus stop to get off is shown on the fare table or monitor. Then all buttons will be illuminated as the sign that the bus will stop at the next stop.

#### Check the fare and prepare the amount

#### When getting off the bus



#### Put the boarding ticket and fare into the fare box

Please put the "boarding ticket" and fare into the fare box next to the driver's seat. Please note that you cannot get change.

Fare box

### Pay with IC Card

#### When getting on the bus



#### Touch the card reader

Please touch the IC card reader at the entrance with your IC card.

IC card reader

#### If the bus stop to get off is announced (shown)

#### Press the button



The buttons are at the front of the bus. Please press the button when the bus stop to get off is shown on the fare table or monitor.

#### When getting off the bus



#### Touch the card reader

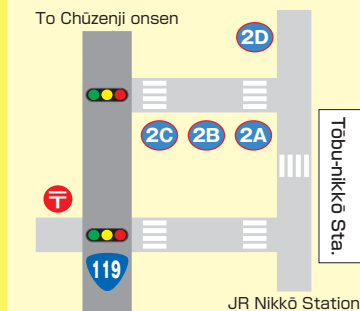
Please touch the IC card reader on the fare box with your IC card. If the balance is short, please pay the rest in cash or charge your card. You can charge in 1,000 yen units.

IC card reader

## BUS STOPS

### Tobu Bus stops information

#### Tōbu-nikkō Station



2A

For Yumoto onsen  
汤元温泉  
ユモト オンセン

2B

For World Heritage Sightseeing Bus  
世界遺産巡遊  
세계유산순회

2C

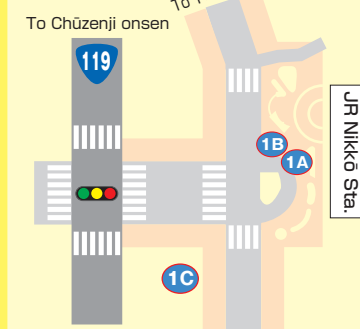
For Chūzenji onsen  
中禅寺温泉  
주젠지 온천

2D

For Kirifuri no taki  
Kinugawa onsen Sta.  
霧降瀑布・  
鬼怒川温泉站  
기리후리 폭포  
기누가와온센역

Tobu Free Wi-Fi is available in front of Tobu Nikko Station.

#### JR Nikkō Station



1A

For Yumoto onsen  
汤元温泉  
ユモト オンセン

1B

For World Heritage Sightseeing Bus  
世界遺産巡遊  
세계유산순회

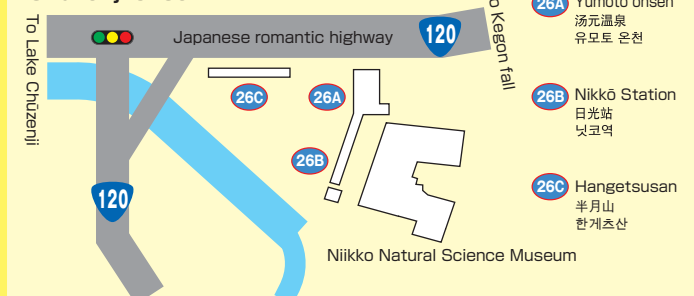
1C

For Chūzenji onsen  
中禅寺温泉  
주젠지 온천

1C

For Kirifuri no taki  
霧降瀑布  
기리후리 폭포

#### Chūzenji onsen



26A

Yumoto onsen  
汤元温泉  
ユモト オンセン

26B

Nikkō Station  
日光站  
닛코역

26C

Hangetsusan  
半月山  
한계초산

Tobu Free Wi-Fi is available at Chuzenji Onsen Bus Terminal.

\*Hangetsusan line is not operating during winter term.

All buses bound for Yumoto Onsen go by way of Chūzenji Onsen.

You can use IC cards such as PASMO, Suica, etc.

